

2025 NATIONAL LGBTQI MOVEMENT REPORT

A FINANCIAL OVERVIEW OF LEADING ORGANIZATIONS IN THE LGBTQI MOVEMENT



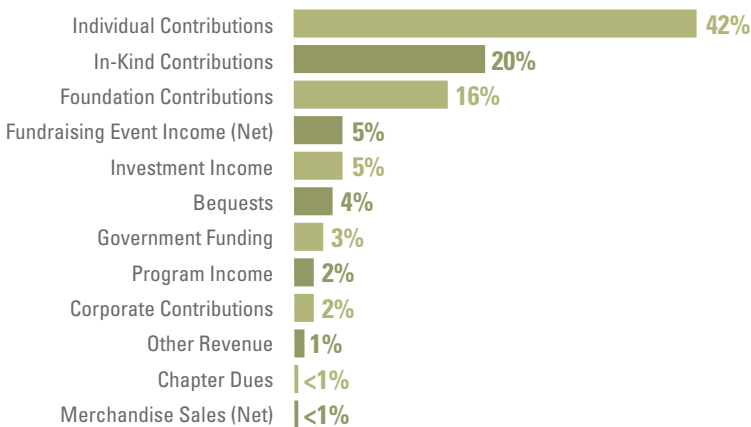
REVENUE AND EXPENSES

This section provides an overview of the revenue and expenses of leading organizations in the LGBTQI movement. For participating organizations, both revenue and expenses rose from fiscal years 2023 to 2024. Note: on this page, some analyses required data from previous years. Only organizations that provided data for all years in each relevant analysis are included. Note also that, where applicable, percentages may not sum to 100 due to rounding.

32 PARTICIPANTS, TOTAL 2024 REVENUE = \$331.3M, TOTAL 2024 EXPENSES = \$340.6M

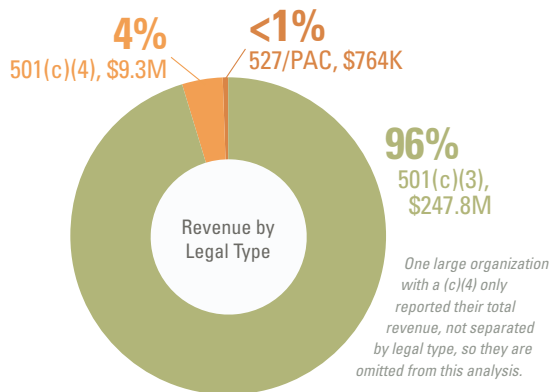
INDIVIDUAL CONTRIBUTIONS REMAIN TOP SOURCE OF REVENUE AMONG LGBTQI ORGANIZATIONS

2024 Revenue by Source (n=32)



MAJORITY OF MOVEMENT REVENUE ATTRIBUTED TO 501(c)(3) ORGANIZATIONS

2024 Revenue By Legal Type (n=32)



EXPENSES INCREASED, THOUGH PERCENT OF EXPENSES SPENT ON EACH CATEGORY REMAINED ROUGHLY CONSISTENT

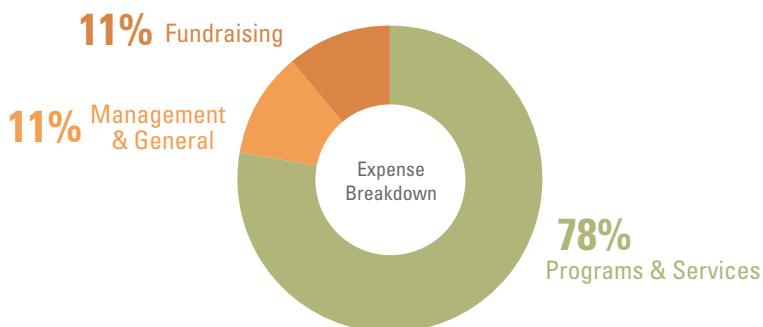
2023-2024 Expenses for Participating Orgs \$ Millions (n=31)

EXPENSES	2023	2024	% CHANGE
Programs & Services	\$212	\$264.5	+25%
Fundraising Expenses	\$35.6	\$38.6	+8%
Management & General Expenses	\$35.6	\$36.9	+3.7%
Total Expenses	\$283.2	\$340	+20%

*Note: Columns may not sum due to rounding.

MAJORITY OF MOVEMENT EXPENSES SPENT ON PROGRAMS AND SERVICES

Combined 2024 Expenses (n=31)



2024 REVENUE FELL SHORT OF EXPENSES BY \$8 MILLION

Yearly Difference in Revenue and Expenses, 2020-2024, in Millions (n=27)

